


Neighborhood Navigators

Grades K-3

Student Workbook



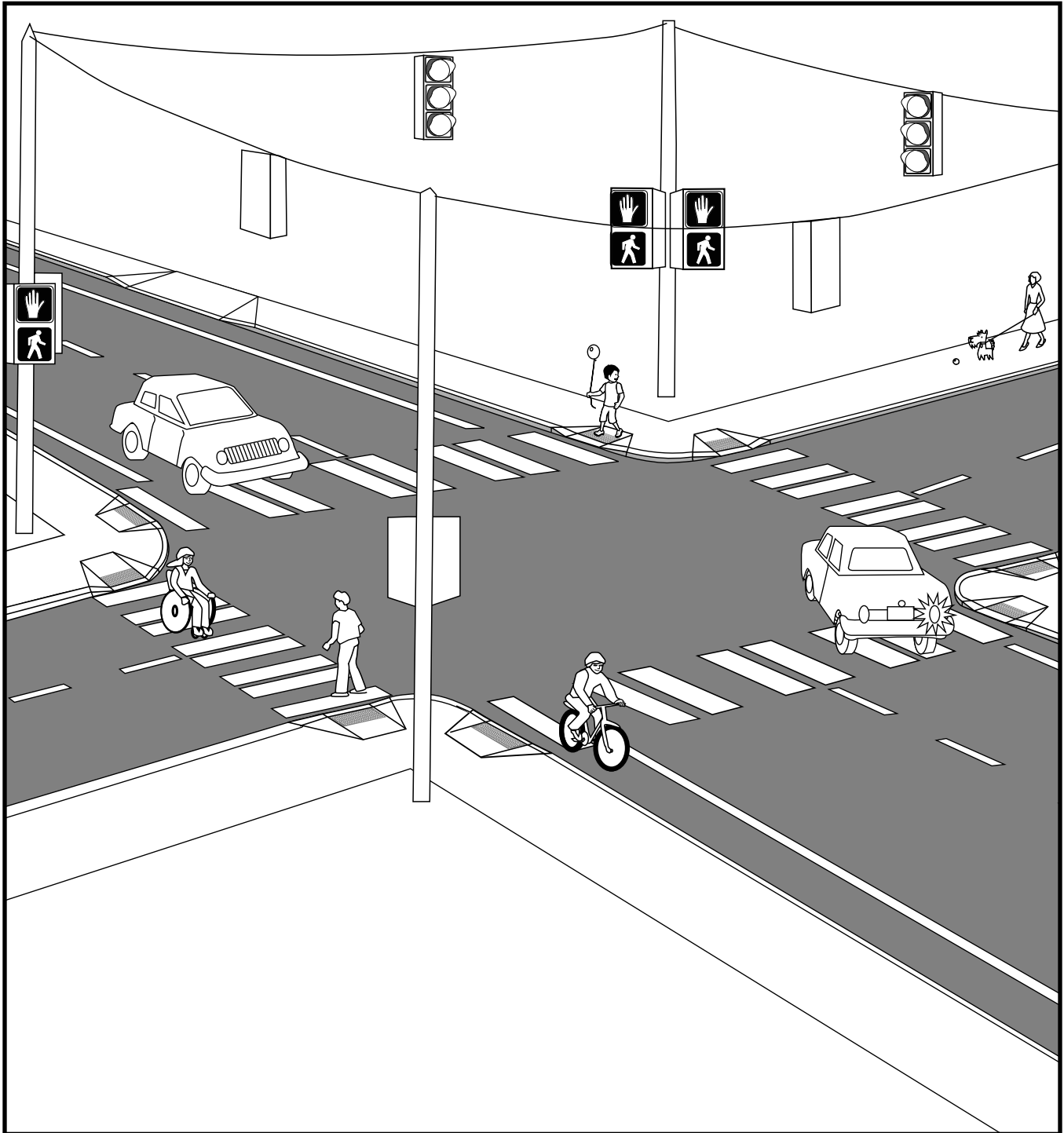
Name: _____

Date: _____

Grade: _____


Lesson 1

Picture of a Roadway

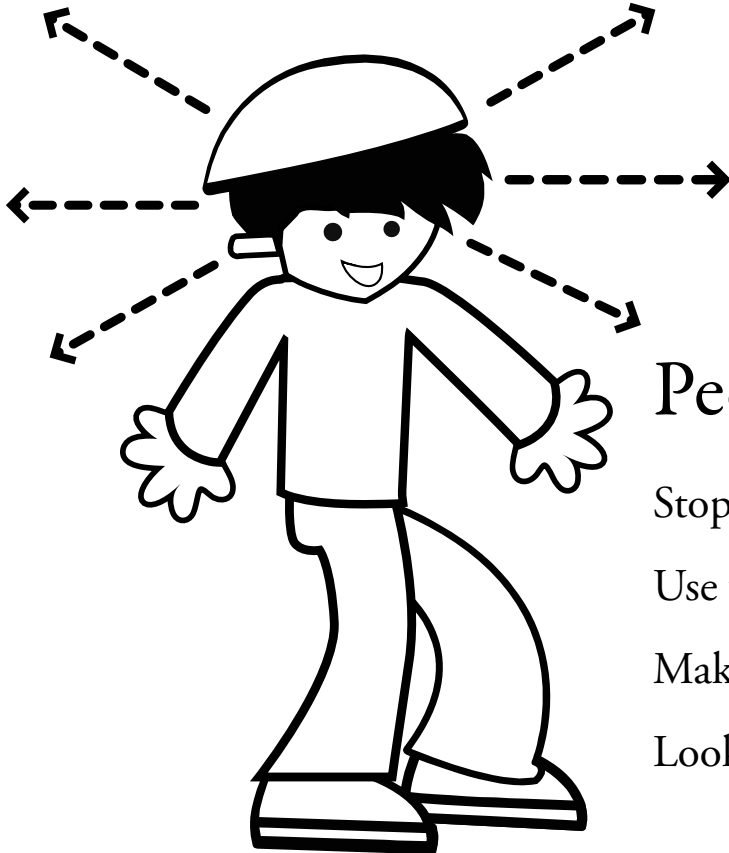




Lesson 1 *continued*

I See You - You See Me



Make eye contact with the person in car before starting to cross the street. Is the car stopped?
Does the driver see me?



Pedestrian Safety Poem

Stop every time at the edge of the street,

Use your head before your feet.

Make sure you hear every sound,

Look left, look right, look all around!


Lesson 1 *continued*
Walk/Don't Walk Signs



Lesson 2




Hazard Worksheet



What hazards do you see here? Circle them.

Lesson 2 *continued*
Hazard Worksheet



What hazards do you see here? Circle them.

Lesson 3




Practicing Safety

Hazards are things that can make walking feel unsafe.

Draw a picture of hazards I saw on the walk.

A large empty rectangular box with a thin black border, intended for a student to draw a picture of hazards they saw on a walk.

Draw a picture of someone walking safely.



Lesson 4



Signs, Signals and Safe Routes

What common signs or signals have you seen on our walks?

Draw a few here:


A large, empty rectangular box with a thin black border, intended for students to draw common signs or signals they have seen on walks.

Lesson 4



Safe Routes Worksheet

Draw circles around the pedestrians who are walking safely. Put a big “X” over pedestrians who are NOT walking safely.



The person who can keep me safe
when I cross the road is:



Lesson 5 *continued*



Walking (or biking) is
a healthful choice for me because . . .

Walking (or biking) is good for
the environment because . . .





Neighborhood Navigators' Pledge

This is to certify that

I, _____

promise to be SAFE and make street safety a habit.

I will walk on sidewalks when available.

I will walk facing traffic so drivers can see me.

I will stop at curbs and corners.

And I will look and listen to make sure that vehicles stop for me
before I step into the street to cross.





SAFE ROUTES TO SCHOOL



OREGON SAFE ROUTES TO SCHOOL PROGRAM



TRANSPORTATION SAFETY DIVISION – ODOT



BICYCLE TRANSPORTATION ALLIANCE

funding provided by



U.S. DEPARTMENT OF TRANSPORTATION, FEDERAL HIGHWAY ADMINISTRATION (FHWA)