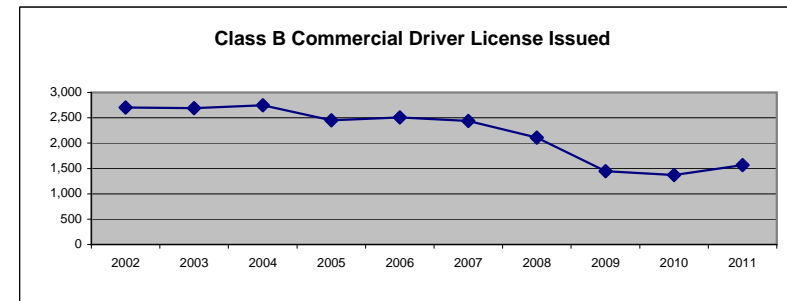
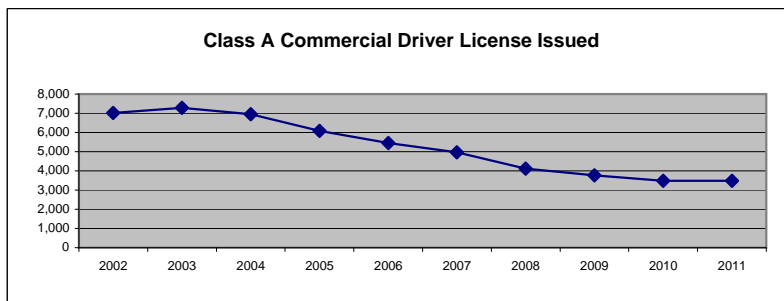
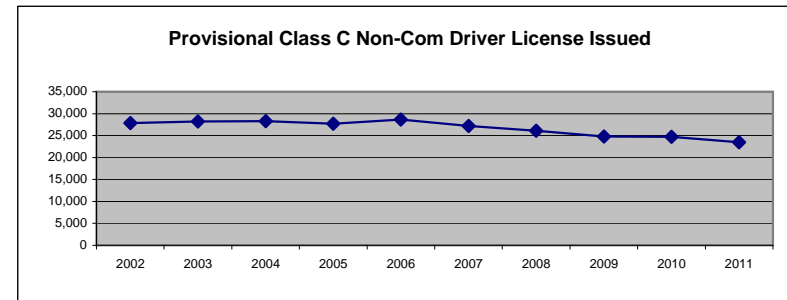
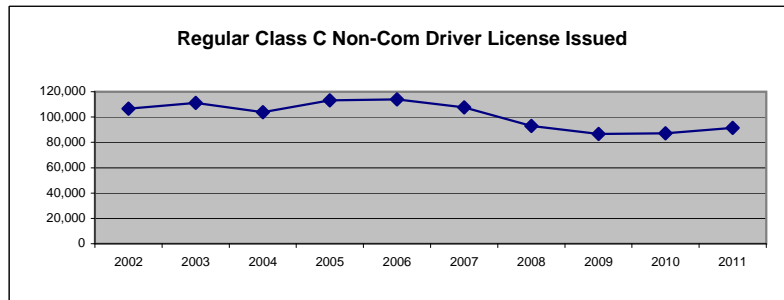


Original Issuance of Driver License (All Types), Motor Cycle Endorsement, and Identification Cards During Calendar Year 1999 - 2011

YEAR	Regular Class C Non-Commercial Issued	Provisional Class C Non-Commercial (Under 18) Issued	Class A Commercial Issued	Class B Commercial Issued	Class C Commercial Issued	Motorcycle Endorsement	Identification Cards Issued
1999	112,165	34,708	7,480	3,162	534	6,979	95,366
2000	113,189	29,027	7,716	3,269	484	7,603	94,191
2001	111,761	29,060	7,393	2,915	493	8,187	88,440
2002	106,597	27,860	7,021	2,701	432	8,304	87,599
2003	111,180	28,233	7,280	2,688	374	8,685	86,009
2004	103,885	28,290	6,949	2,746	439	9,376	68,576
2005	113,216	27,731	6,078	2,450	332	10,989	73,830
2006	113,966	28,688	5,446	2,505	363	11,699	78,434
2007	107,743	27,215	4,972	2,441	325	12,087	72,745
2008	93,044	26,115	4,113	2,109	299	14,268	52,784
2009	86,631	24,823	3,772	1,446	254	11,590	43,592
2010	87,071	24,738	3,488	1,368	266	11,646	42,673
2011	91,463	23,514	3,480	1,568	247	12,380	46,606



Original Issuance of Driver License (All Types), Motor Cycle Endorsement, and Identification Cards During Calendar Year 1999 - 2011

